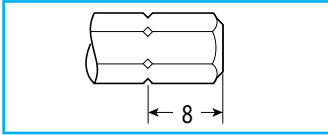


INSERT BITS

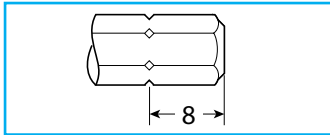
BITS FOR PRECISION SCREWS
 DOUBLE-END INSERT BITS & HOLDERS
 SCREW SHANK DRIVERS BITS & HOLDERS
 DOUBLE-END POWER BITS
 INSERT BITS
 POWER BITS
 BIT HOLDERS & FINDER SLEEVES
 SOCKET BITS (NUT SETTERS)
 EXTENSIONS & ADAPTERS
 BITS FOR HAND TOOLS
 IMPACT SOCKETS & OTHERS
 GOLD COLOUR BITS SERIES



1/4" = 6.35mm HEX SHANK


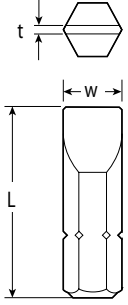


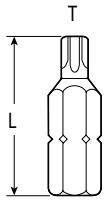


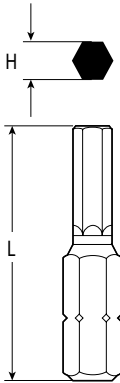

● FOR : 1/4" HEX OPENING BIT HOLDERS

+ = CROSS POINT =		EDP #	MODEL #	P × D × L	
		489001	3000/25	0 × 3 × 25	
		489002	3001R/25	1 × 4.5 × 25	
		489003	3002R/25	2 × 6 × 25	
		489017	3001R/50	1 × 4.5 × 50	
		489018	3002R/50	2 × 6 × 50	
	+ = CROSS POINT =		EDP #	MODEL #	P × L
			487105	1001	1 × 1" (25.4mm)
			487106	1002	2 × 1" (25.4mm)
			487107	1003	3 × 1" (25.4mm)
			487110	1022	2 × 1-1/2" (38.1mm)
489019			3001/50	1 × 50	
489020			3002/50	2 × 50	
489021			3003/50	3 × 50	
487112			1042	2 × 2-1/2" (63.5mm)	
* = POZIDRIV =		EDP #	MODEL #	P × L	
		487115	1001PZ	1 × 1" (25.4mm)	
		487116	1002PZ	2 × 1" (25.4mm)	
		487117	1003PZ	3 × 1" (25.4mm)	
		489022	3001/50PZ	1 × 50	
		489023	3002/50PZ	2 × 50	
		489024	3003/50PZ	3 × 50	
- = PLAIN SLOT = (METRIC)		EDP #	MODEL #	w × t × L	
		489061	5603/25	3 × 0.5 × 25	
		489678	5635/25	3.5 × 0.55 × 25	
		489062	5604/25	4 × 0.6 × 25	
		489063	5645/25	4.5 × 0.7 × 25	
		489064	5605/25	5 × 0.75 × 25	
		489899-103	5655/25	5.5 × 0.8 × 25	
		489065	5606/25	6 × 0.85 × 25	
		489679	5665/25	6.5 × 0.85 × 25	
		489666	5607/25	7 × 0.9 × 25	
		489080	5675/25	7.5 × 0.95 × 25	
		489067	5608/25	8 × 1 × 25	
		489068	5603/39	3 × 0.5 × 39	
		489069	5635/39	3.5 × 0.55 × 39	
		489070	5604/39	4 × 0.6 × 39	
		489071	5645/39	4.5 × 0.7 × 39	
		489072	5605/39	5 × 0.75 × 39	
		489073	5655/39	5.5 × 0.8 × 39	
		489074	5606/39	6 × 0.85 × 39	
		489075	5665/39	6.5 × 0.85 × 39	
		489076	5607/39	7 × 0.9 × 39	
		489077	5675/39	7.5 × 0.95 × 39	
489078	5608/39	8 × 1 × 39			
489079	5685/39	8.5 × 1.1 × 39			
489080	5609/39	9 × 1.15 × 39			
489081	5610/39	10 × 1.2 × 39			



1/4" = 6.35mm HEX SHANK

● FOR : 1/4" HEX OPENING BIT HOLDERS

 = PLAIN SLOT = (INCH)		EDP #	MODEL #	w × t × L																							
		487120	1501	3/16" × .034" × 1" (25.4mm)																							
		487121	1502	7/32" × .040" × 1" (25.4mm)																							
		487122	1503	1/4" × .042" × 1" (25.4mm)																							
		487123	1504	9/32" × .046" × 1" (25.4mm)																							
		<table border="1"> <thead> <tr> <th colspan="2">BLADE WIDTH (APPROX.)</th> <th colspan="2">BLADE THICKNESS (APPROX.)</th> </tr> <tr> <th>in.</th> <th>mm</th> <th>in.</th> <th>mm</th> </tr> </thead> <tbody> <tr> <td>3/16</td> <td>4.76</td> <td>0.034</td> <td>0.86</td> </tr> <tr> <td>7/32</td> <td>5.56</td> <td>0.040</td> <td>1.02</td> </tr> <tr> <td>1/4</td> <td>6.35</td> <td>0.042</td> <td>1.07</td> </tr> <tr> <td>9/32</td> <td>7.14</td> <td>0.046</td> <td>1.17</td> </tr> </tbody> </table>		BLADE WIDTH (APPROX.)		BLADE THICKNESS (APPROX.)		in.	mm	in.	mm	3/16	4.76	0.034	0.86	7/32	5.56	0.040	1.02	1/4	6.35	0.042	1.07	9/32	7.14	0.046	1.17
BLADE WIDTH (APPROX.)		BLADE THICKNESS (APPROX.)																									
in.	mm	in.	mm																								
3/16	4.76	0.034	0.86																								
7/32	5.56	0.040	1.02																								
1/4	6.35	0.042	1.07																								
9/32	7.14	0.046	1.17																								
 = TORX = (H = TAMPER PROOF)		EDP #	MODEL #	T × L																							
		489156	T06/25	6 × 25																							
		489157	T07/25	7 × 25																							
		489158	T08/25	8 × 25																							
		489159	T09/25	9 × 25																							
		489160	T10/25	10 × 25																							
		489161	T15/25	15 × 25																							
		489162	T20/25	20 × 25																							
		489163	T25/25	25 × 25																							
		489164	T27/25	27 × 25																							
		489165	T30/25	30 × 25																							
		489166	T40/25	40 × 25																							
		489167	TF10/25	10H × 25																							
		489168	TF15/25	15H × 25																							
		489169	TF20/25	20H × 25																							
		 = HEXAGON HEAD = (METRIC)		EDP #	MODEL #	H × L																					
		489051	3032/25	2 × 25																							
		489052	30325/25	2.5 × 25																							
		489053	3033/25	3 × 25																							
		489054	3034/25	4 × 25																							
		489055	3035/25	5 × 25																							
		489056	3036/25	6 × 25																							
		489057	3038/25	8 × 25																							
		487142	21004	4 × 1-5/16" (33.3mm)																							
		487143	21005	5 × 1-5/16" (33.3mm)																							
		487144	21006	6 × 1-5/16" (33.3mm)																							
487145	21008	8 × 1-1/4" (31.8mm)																									

BITS FOR PRECISION SCHEMERS
 DOUBLE-END INSERT BITS HOLDERS
 SCREW SHANK POWER BITS HOLDERS
 DOUBLE-END POWER BITS
 INSERT BITS
 POWER BITS
 BIT HOLDERS & FINDER SERIES
 SOCKET BITS (NUT SETTERS)
 EXTENSIONS & ADAPTERS
 BITS FOR HAND TOOLS
 IMPACT SOCKETS & OTHERS
 GOLD COLOUR BITS SERIES

INSERT BITS

BITS FOR PRECISION SCREWS

DOUBLE END INSERT BITS & HOLDERS

SCREW SHANK END INSERT BITS & HOLDERS

DOUBLE END POWER BITS

INSERT BITS

POWER BITS

BIT HOLDERS & FINDER SLEEVES

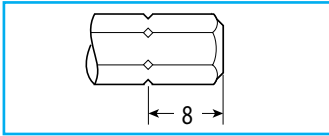
SOCKET BITS (NUT SETTERS)

EXTENSIONS & ADAPTERS

BITS FOR HAND TOOLS

IMPACT SOCKETS & OTHERS

GOLD COLOUR BITS SERIES



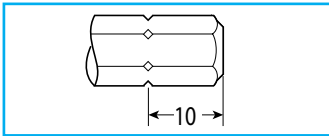

1/4" = 6.35mm HEX SHANK

● FOR : 1/4" HEX OPENING BIT HOLDERS

= HEXAGON HEAD = (INCH)		EDP #	MODEL #	H × L
		487130	2001	1/8" × 1" (25.4mm)
		487131	2002	9/64" × 1" (25.4mm)
		487132	2003	5/32" × 1-5/16" (33.3mm)
		487133	2004	3/16" × 1-5/16" (33.3mm)
		487134	2005	7/32" × 1-5/16" (33.3mm)
		487135	2006	1/4" × 1-5/16" (33.3mm)
		487136	2007	5/16" × 1-1/4" (31.8mm)
= SQUARE HEAD =		EDP #	MODEL #	P (SIZE) × L
		487150	3001	1 (3/32") × 1" (25.4mm)
		487151	3002	2 (1/8") × 1" (25.4mm)
		487152	3003	3 (9/64") × 1" (25.4mm)
= AIRCRAFT 3-W =		EDP #	MODEL #	P × L
		488007-101	4001	1 × 1" (25.4mm)
		488007-102	4002	2 × 1" (25.4mm)
		488007-103	4003	3 × 1" (25.4mm)
		488007-104	4004	4 × 1" (25.4mm)

AIRCRAFT 3-W

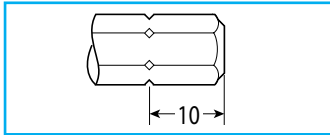
Conventional fastening system for aircraft industry.



5/16" = 8mm HEX SHANK


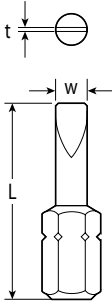

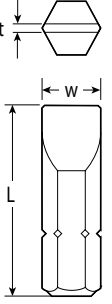

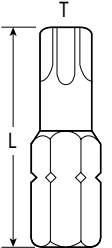


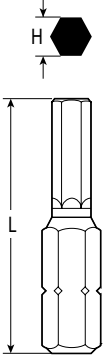


● FOR : 5/16" HEX OPENING BIT HOLDERS

= CROSS POINT =		EDP #	MODEL #	P × L
		487160	1051	1 × 1-1/4" (31.8mm)
		487161	1052	2 × 1-1/4" (31.8mm)
		487162	1053	3 × 1-1/4" (31.8mm)
		489091	3012/35	2 × 35
		489092	3013/35	3 × 35
		489093	3014/35	4 × 35
	= POZIDRIV =		EDP #	MODEL #
		487165	1051PZ	1 × 1-1/4" (31.8mm)
		487166	1052PZ	2 × 1-1/4" (31.8mm)
		487167	1053PZ	3 × 1-1/4" (31.8mm)
		489094	3012/35PZ	2 × 35
		489095	3013/35PZ	3 × 35
		489096	3014/35PZ	4 × 35



5/16" = 8mm HEX SHANK

● FOR : 5/16" HEX OPENING BIT HOLDERS

 = PLAIN SLOT = (METRIC)		EDP #	MODEL #	w × t × L																																
		489111	5705/41	5 × 0.8 × 41																																
		489112	5755/41	5.5 × 0.8 × 41																																
		489113	5706/41	6 × 1.1 × 41																																
		489114	5765/41	6.5 × 1.1 × 41																																
		489115	5707/41	7 × 1.1 × 41																																
		489116	5775/41	7.5 × 1.1 × 41																																
		489117	5708/41	8 × 1.2 × 41																																
		489118	5709/41	9 × 1.6 × 41																																
		489119	5710/41	10 × 1.6 × 41																																
		489120	5712/41	12 × 2.1 × 41																																
		489121	5714/41	14 × 2.1 × 41																																
		(INCH)		EDP #	MODEL #	w × t × L																														
		487170	1511	3/16" × .034" × 1-1/2" (38.1mm)																																
		487171	1512	7/32" × .040" × 1-1/2" (38.1mm)																																
		487172	1513	1/4" × .042" × 1-1/2" (38.1mm)																																
		487173	1514	9/32" × .046" × 1-1/2" (38.1mm)																																
		487174	1515	5/16" × .050" × 1-1/2" (38.1mm)																																
		487175	1516	23/64" × .055" × 1-1/2" (38.1mm)																																
				<table border="1"> <thead> <tr> <th colspan="2">BLADE WIDTH (APPROX.)</th> <th colspan="2">BLADE THICKNESS (APPROX.)</th> </tr> <tr> <th>in.</th> <th>mm</th> <th>in.</th> <th>mm</th> </tr> </thead> <tbody> <tr> <td>3/16</td> <td>4.76</td> <td>0.034</td> <td>0.86</td> </tr> <tr> <td>7/32</td> <td>5.56</td> <td>0.040</td> <td>1.02</td> </tr> <tr> <td>1/4</td> <td>6.35</td> <td>0.042</td> <td>1.07</td> </tr> <tr> <td>9/32</td> <td>7.14</td> <td>0.046</td> <td>1.17</td> </tr> <tr> <td>5/16</td> <td>7.94</td> <td>0.050</td> <td>1.27</td> </tr> <tr> <td>23/64</td> <td>9.13</td> <td>0.055</td> <td>1.40</td> </tr> </tbody> </table>		BLADE WIDTH (APPROX.)		BLADE THICKNESS (APPROX.)		in.	mm	in.	mm	3/16	4.76	0.034	0.86	7/32	5.56	0.040	1.02	1/4	6.35	0.042	1.07	9/32	7.14	0.046	1.17	5/16	7.94	0.050	1.27	23/64	9.13	0.055
BLADE WIDTH (APPROX.)		BLADE THICKNESS (APPROX.)																																		
in.	mm	in.	mm																																	
3/16	4.76	0.034	0.86																																	
7/32	5.56	0.040	1.02																																	
1/4	6.35	0.042	1.07																																	
9/32	7.14	0.046	1.17																																	
5/16	7.94	0.050	1.27																																	
23/64	9.13	0.055	1.40																																	
= TORX =		EDP #	MODEL #	T × L																																
		488007-105	T10530	30 × 1-1/4" (31.8mm)																																
		488007-106	T10540	40 × 1-1/4" (31.8mm)																																
		488007-107	T10545	45 × 1-1/4" (31.8mm)																																
		488007-108	T10550	50 × 1-1/4" (31.8mm)																																
		488007-109	T10555	55 × 1-1/4" (31.8mm)																																
		489173	T40/35	40 × 35																																
		489174	T45/35	45 × 35																																
		489175	T50/35	50 × 35																																
489176	T55/35	55 × 35																																		
 = HEXAGON HEAD = (METRIC)		EDP #	MODEL #	H × L																																
		489101	3043/34	3 × 34																																
		489102	3044/34	4 × 34																																
		489103	3045/34	5 × 34																																
		489104	3046/34	6 × 34																																
		489105	3048/34	8 × 34																																
		489106	3050/34	10 × 34																																
		489107	3052/34	12 × 34																																
(INCH)		EDP #	MODEL #	H × L																																
	487180	2011	5/32" × 1-5/16" (33.3mm)																																	
	487181	2012	3/16" × 1-5/16" (33.3mm)																																	
	487182	2013	7/32" × 1-5/16" (33.3mm)																																	
	487183	2014	1/4" × 1-5/16" (33.3mm)																																	
	487184	2015	5/16" × 1-5/16" (33.3mm)																																	
	487185	2016	3/8" × 1-5/16" (33.3mm)																																	

BITS FOR PRECISION SCHEMERS
 DOUBLE END INSERT BITS & HOLDERS
 SCREW SHANK DOUBLE END BITS & HOLDERS
 DOUBLE END POWER BITS
 INSERT BITS
 POWER BITS
 BIT HOLDERS & FINISH SERIES
 SOCKET BITS (NUT SETTERS)
 EXTENSIONS & ADAPTERS
 BITS FOR HAND TOOLS
 IMPACT SOCKETS & OTHERS
 GOLD COLOUR BITS SERIES